

Signify Classified - Internal
Cooper Lighting Solutions Photometric Lab
1121 Highway 74 South
Peachtree City, GA 30269



Scaled data based on original data using
LM-79-08 Approved Method: Electrical and Photometric Measurements of Solid-
State Lighting Products

Test Report Prepared for
Cooper Lighting Solutions
(formerly Eaton)

Brand: STREETWORKS

Report Number: P868027

Luminaire Tested: **MEM2-HSN-SA-100-722-U-T3**

Issue Date: 08/21/2024



Test Information

Test Method: LM-79-08
Report Number: P868027
Test Lab: INNOVATION CENTER(G3)
Issue Date: 08/21/2024
Manufacturer: COOPER LIGHTING SOLUTIONS (FORMERLY EATON)
Product Line: STREETWORKS
Catalog Number: MEM2-HSN-SA-100-722-U-T3
Description: EPIC MODERN SHORT HOUSING DISCRETE LED ARRAYS 100W 70CRI 2200K
FITXURE w/ TYPE III DISTRIBUTION OPTIC
Light Source: (20) 2200K CCT, 70 CRI LEDS
Ballast/Driver: ELECTRONIC DRIVER

Summary

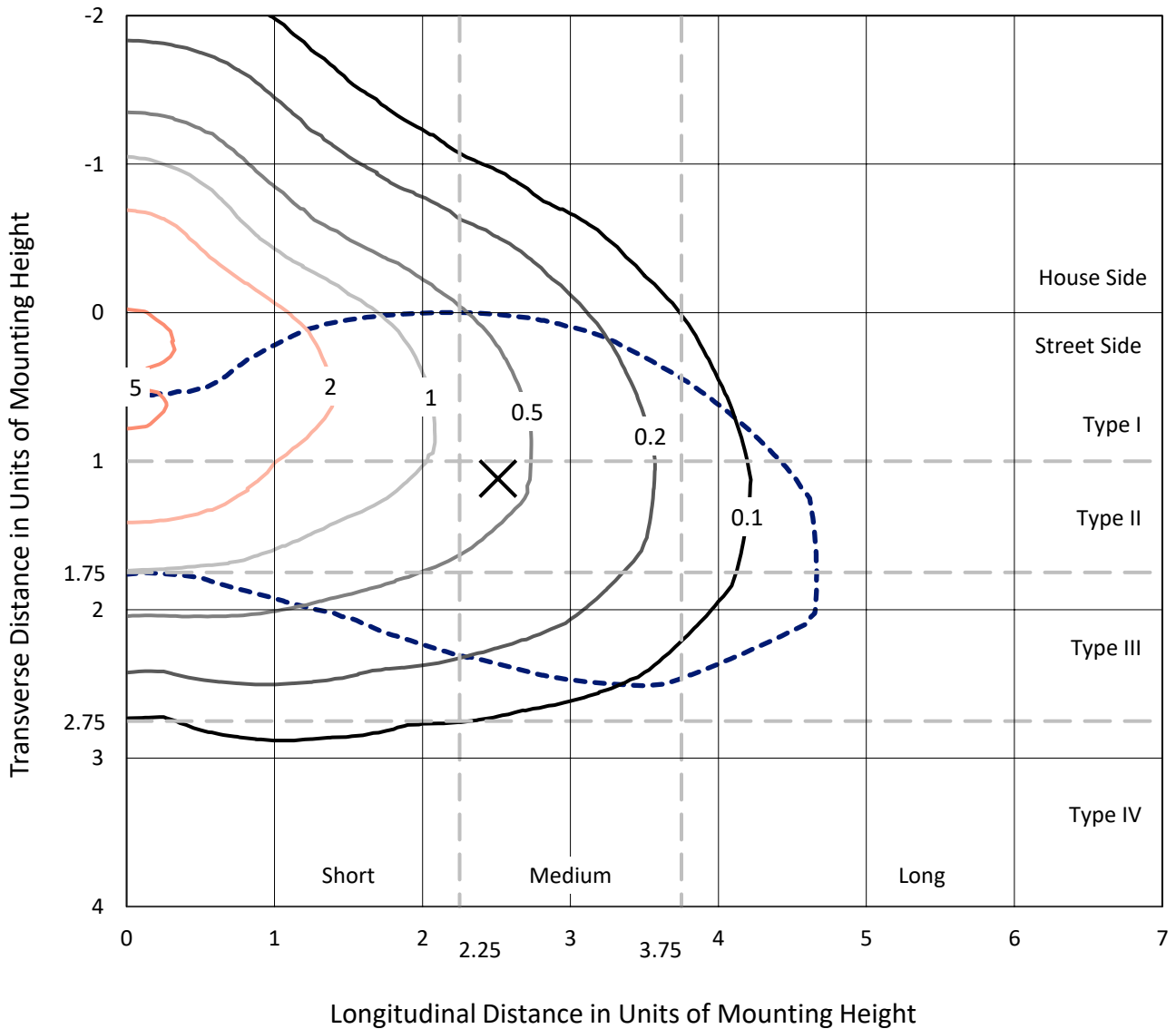
Lumens per Lamp: N/A
Luminaire Lumens: 11874.2 lumens
Efficiency: N/A
Efficacy: 117.6 lumens/watt
Luminous Opening: Rectangular (W 0.67' x L: 0.33' x H: 0')
IES Classification: Type III - Medium
BUG Rating: B2 - U0 - G2

Input Watts (W): 101
Input Voltage (V): 120
Input Current (Ain): NR
Voltage Rise (V): NR
Power Factor: 0.99
Total Harmonic Distortion (THDi): 9.45%
Frequency (hertz): 60
Stabilization Time: NR
Operation Time: NR
Ambient Temperature (°C): NR
Test Distance: 24 FT

REPORT NUMBER: P868027
 CATALOG NUMBER: MEM2-HSN-SA-100-722-U-T3

Iso-Footcandle Lines of Horizontal Illumination

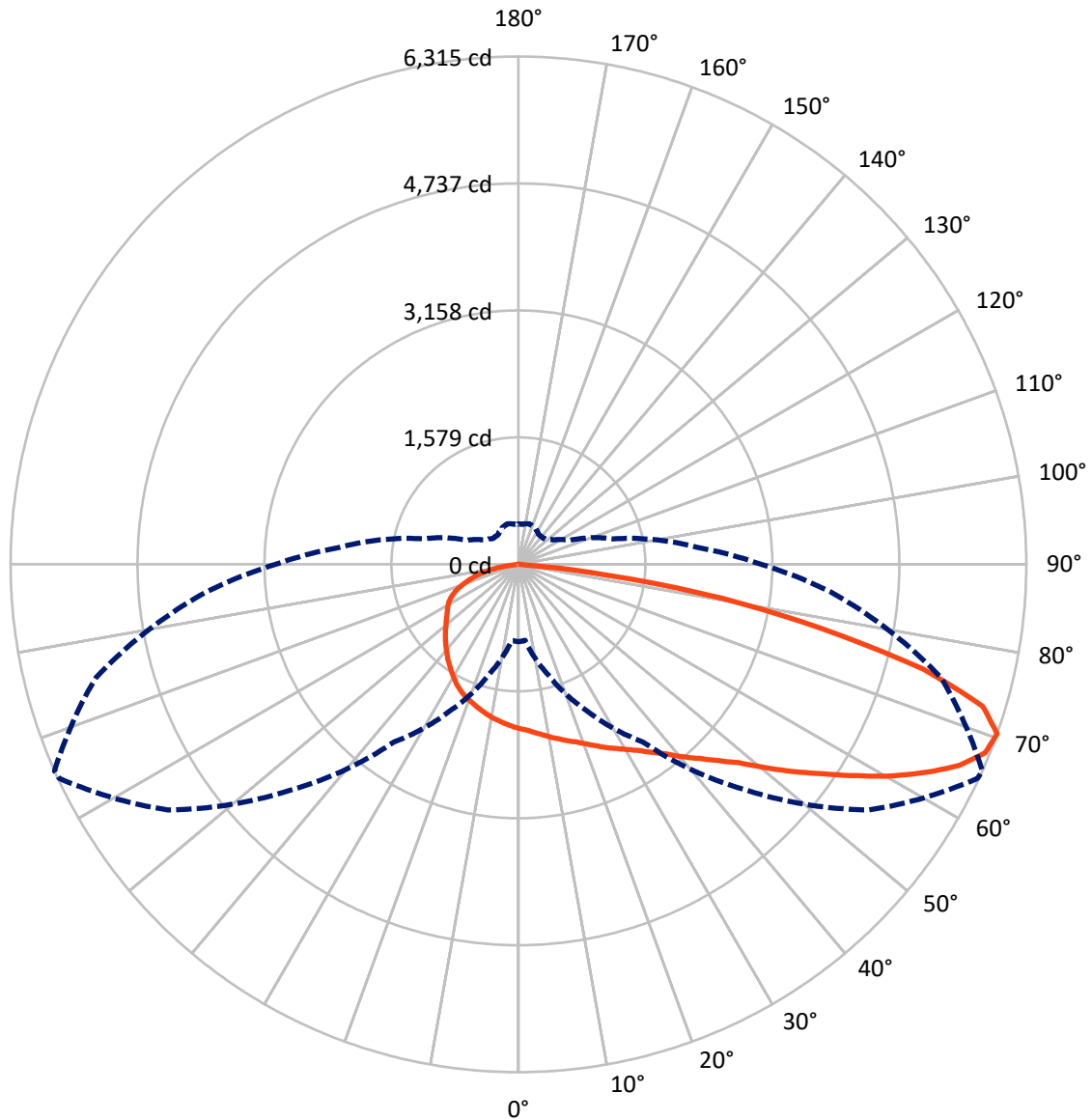
× Max cd
 - - - 1/2 Max cd



Based on 20 foot mounting height. Maximum calculated value = 5.5 fc
 Type III - Medium - N/A

REPORT NUMBER: P868027
CATALOG NUMBER: MEM2-HSN-SA-100-722-U-T3

Luminous Intensity Polar Plot



— Vertical Plane Through 66-Deg Lateral - - - Horizontal Cone Through 70-Deg Vertical

REPORT NUMBER: P868027
 CATALOG NUMBER: MEM2-HSN-SA-100-722-U-T3

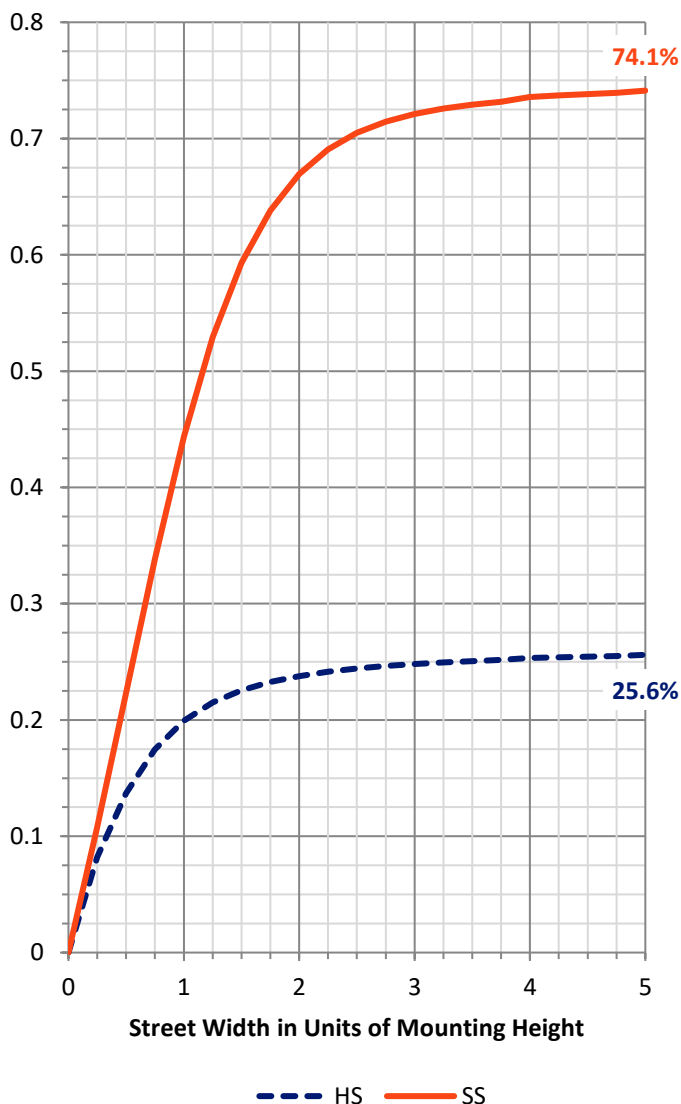
FLUX DISTRIBUTION:

		Downward	Upward	Total
House Side	Lumens	3060.1	0.0	3060.1
	% Fixture	25.8	0.0	25.8
Street Side	Lumens	8814.1	0.0	8814.1
	% Fixture	74.2	0.0	74.2
Total	Lumens	11874.2	0.0	11874.2
	% Fixture	100.0	0.0	100.0

Coefficient of Utilization

ZONAL LUMENS:

Zone	Lumens	% Fixture
0°-10°	195.5	1.6
10°-20°	582.4	4.9
20°-30°	978.2	8.2
30°-40°	1473.7	12.4
40°-50°	2000.7	16.8
50°-60°	2377.5	20.0
60°-70°	2426.3	20.4
70°-80°	1622.9	13.7
80°-90°	217.1	1.8
90°-100°	0.0	0.0
100°-110°	0.0	0.0
110°-120°	0.0	0.0
120°-130°	0.0	0.0
130°-140°	0.0	0.0
140°-150°	0.0	0.0
150°-160°	0.0	0.0
160°-170°	0.0	0.0
170°-180°	0.0	0.0
0°-90°	11874.2	100.0
0°-180°	11874.2	100.0



REPORT NUMBER: P868027

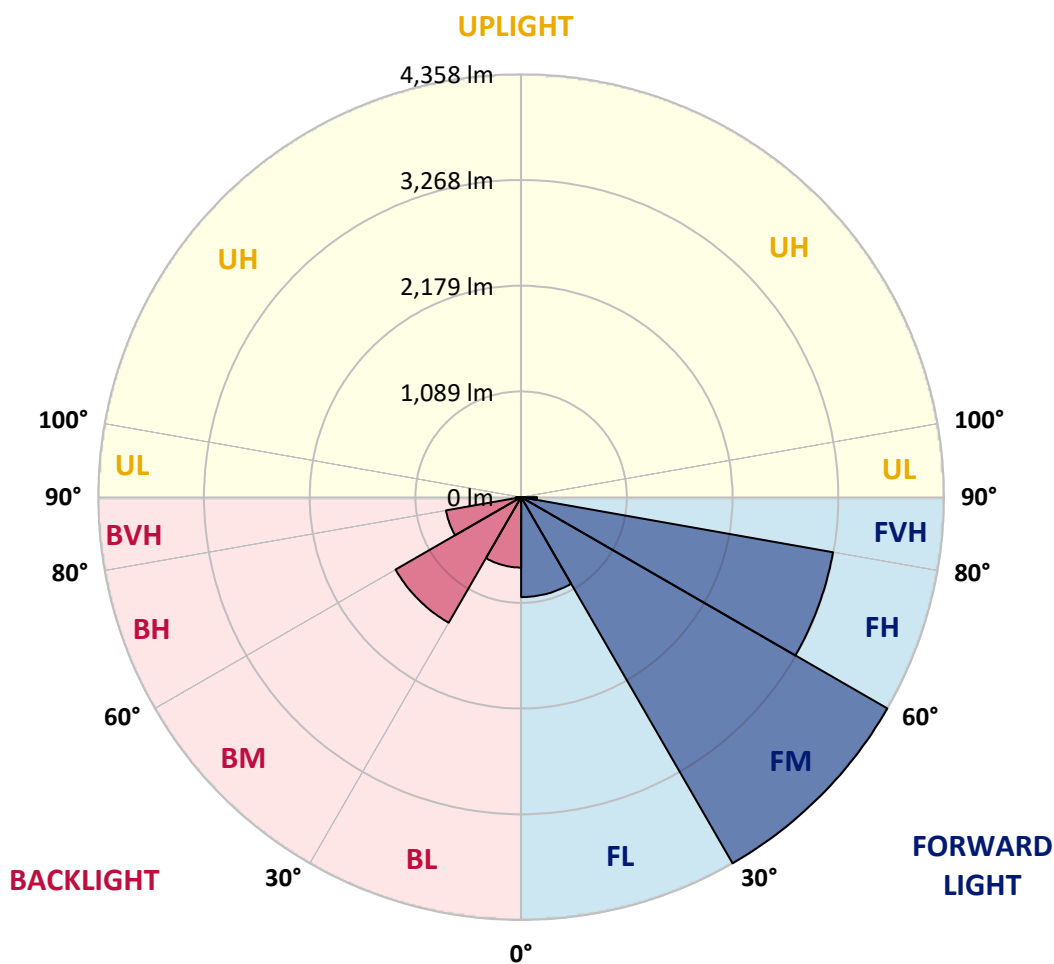
CATALOG NUMBER: MEM2-HSN-SA-100-722-U-T3

LUMINAIRE CLASSIFICATION SYSTEM LUMEN TABLE AND BUG RATING:

Zone		Lumens	% Fixture	Zone Rating/Lumen Limit		
				B	U	G
FL	(0°-30°)	1030.5	8.7			
FM	(30°-60°)	4357.6	36.7			
FH	(60°-80°)	3263.4	27.5			G2/5000
FVH	(80°-90°)	162.6	1.4			G2/225
BL	(0°-30°)	725.6	6.1	B2/1000		
BM	(30°-60°)	1494.2	12.6	B2/2500		
BH	(60°-80°)	785.7	6.6	B2/1000		G2/1000
BVH	(80°-90°)	54.5	0.5			G1/100
UL	(90°-100°)	0.0	0.0		U0/0	
UH	(100°-180°)	0.0	0.0		U0/0	

BUG Rating: B2-U0-G2

Type III Medium





REPORT NUMBER: P868027

CATALOG NUMBER: MEM2-HSN-SA-100-722-U-T3

CANDELA DISTRIBUTION (FULL):

	0°	5°	15°	25°	35°	45°	55°	65°	66°	75°	85°
0°	2043.0	2043.0	2043.0	2043.0	2043.0	2043.0	2043.0	2043.0	2043.0	2043.0	2043.0
2.5°	2116.2	2106.7	2099.6	2104.4	2090.2	2094.9	2078.4	2066.6	2064.2	2059.5	2054.8
5°	2182.2	2182.2	2170.4	2170.4	2153.9	2151.5	2127.9	2102.0	2102.0	2085.5	2066.6
7.5°	2253.0	2248.3	2234.1	2231.7	2212.9	2208.2	2182.2	2142.1	2139.7	2109.1	2080.8
10°	2302.5	2304.9	2295.4	2295.4	2281.3	2269.5	2231.7	2189.3	2184.6	2144.5	2099.6
12.5°	2340.3	2345.0	2342.6	2342.6	2330.8	2330.8	2288.4	2231.7	2227.0	2175.1	2111.4
15°	2380.4	2378.0	2385.1	2387.5	2382.7	2375.7	2345.0	2278.9	2276.6	2208.2	2127.9
17.5°	2415.8	2413.4	2415.8	2427.6	2429.9	2429.9	2399.2	2330.8	2321.4	2248.3	2142.1
20°	2437.0	2441.7	2451.1	2465.3	2472.4	2491.3	2465.3	2392.2	2382.7	2290.7	2172.8
22.5°	2517.2	2503.0	2510.1	2519.6	2529.0	2555.0	2531.4	2455.9	2448.8	2354.4	2208.2
25°	2654.0	2654.0	2637.5	2621.0	2609.2	2621.0	2602.1	2529.0	2524.3	2411.0	2248.3
27.5°	2892.3	2892.3	2856.9	2795.6	2717.7	2696.5	2682.3	2606.9	2592.7	2472.4	2274.2
30°	3194.3	3203.7	3140.0	3036.2	2892.3	2797.9	2762.6	2680.0	2672.9	2533.7	2314.3
32.5°	3517.5	3536.4	3489.2	3338.2	3102.3	2918.3	2861.6	2776.7	2760.2	2606.9	2366.2
35°	3807.7	3826.5	3762.8	3621.3	3319.3	3092.8	2979.6	2882.9	2873.4	2701.2	2444.1
37.5°	4043.6	4048.3	4008.2	3836.0	3501.0	3239.1	3125.9	3010.3	2991.4	2814.5	2526.6
40°	4293.6	4312.5	4272.4	4060.1	3666.1	3397.2	3272.1	3163.6	3147.1	2932.4	2604.5
42.5°	4555.5	4553.1	4553.1	4253.5	3831.2	3529.3	3430.2	3309.9	3300.4	3052.7	2689.4
45°	4715.9	4725.4	4699.4	4369.1	4074.2	3666.1	3583.5	3496.2	3479.7	3220.2	2800.3
47.5°	4756.0	4734.8	4616.8	4458.8	4347.9	3807.7	3777.0	3725.1	3687.3	3404.2	2937.1
50°	4701.8	4668.7	4600.3	4498.9	4449.3	3977.5	3972.8	3998.7	3972.8	3628.4	3095.2
52.5°	4498.9	4494.2	4482.4	4506.0	4425.7	4112.0	4194.6	4284.2	4279.5	3857.2	3260.3
55°	4071.9	4102.5	4244.1	4392.7	4336.1	4204.0	4442.3	4614.5	4595.6	4126.1	3430.2
57.5°	3635.4	3666.1	3847.8	4201.6	4248.8	4303.1	4720.6	4989.6	4958.9	4418.7	3585.9
60°	3255.6	3222.6	3404.2	3913.8	4126.1	4392.7	4996.7	5369.4	5343.5	4711.2	3746.3
62.5°	2654.0	2687.1	2977.2	3493.9	3953.9	4449.3	5223.1	5713.8	5697.3	4980.1	3876.1
65°	2099.6	2054.8	2491.3	3052.7	3656.7	4430.5	5418.9	6037.0	6025.2	5244.4	3975.2
67.5°	1427.3	1396.6	1972.2	2613.9	3253.3	4279.5	5463.8	6254.1	6258.8	5400.1	4001.1
70°	962.5	948.4	1417.8	2010.0	2694.1	3953.9	5324.6	6298.9	6315.4	5440.2	3885.5
72.5°	710.1	707.7	1038.0	1434.4	2005.3	3338.2	4944.8	6006.4	6037.0	5157.1	3545.8
75°	559.1	566.2	740.8	1019.1	1337.6	2470.0	4159.2	5150.0	5197.2	4454.1	2944.2
77.5°	457.7	457.7	519.0	731.3	894.1	1533.4	2991.4	3769.9	3864.3	3437.3	2267.1
80°	370.4	377.5	384.5	509.6	592.1	875.2	1741.0	2514.8	2583.3	2394.5	1637.2
82.5°	202.9	217.0	210.0	264.2	297.3	405.8	691.2	1016.8	1120.6	997.9	743.1
85°	14.2	9.4	16.5	21.2	26.0	40.1	54.3	75.5	70.8	101.4	51.9
87.5°	2.4	2.4	2.4	4.7	4.7	7.1	9.4	9.4	9.4	9.4	9.4
90°	0.0	0.0	0.0	0.0	0.0	0.0	0.0	0.0	0.0	0.0	0.0



REPORT NUMBER: P868027

CATALOG NUMBER: MEM2-HSN-SA-100-722-U-T3

CANDELA DISTRIBUTION (continued):

	90°	95°	105°	115°	125°	135°	145°	155°	165°	175°	180°
0°	2043.0	2043.0	2043.0	2043.0	2043.0	2043.0	2043.0	2043.0	2043.0	2043.0	2043.0
2.5°	2052.5	2040.7	2021.8	2017.1	2010.0	2000.6	1991.1	1977.0	1972.2	1977.0	1981.7
5°	2054.8	2038.3	2007.6	1988.8	1969.9	1953.4	1934.5	1915.6	1903.8	1906.2	1915.6
7.5°	2061.9	2038.3	1991.1	1960.4	1929.8	1903.8	1873.2	1851.9	1837.8	1840.1	1847.2
10°	2071.3	2038.3	1981.7	1929.8	1887.3	1849.6	1818.9	1792.9	1778.8	1776.4	1778.8
12.5°	2073.7	2035.9	1960.4	1896.7	1844.8	1795.3	1762.3	1738.7	1724.5	1717.5	1722.2
15°	2080.8	2028.9	1939.2	1861.4	1797.7	1745.8	1705.7	1677.3	1667.9	1663.2	1660.8
17.5°	2090.2	2026.5	1920.3	1826.0	1750.5	1691.5	1656.1	1627.8	1616.0	1611.3	1616.0
20°	2104.4	2028.9	1899.1	1790.6	1708.0	1649.0	1608.9	1580.6	1571.2	1568.8	1566.5
22.5°	2123.2	2033.6	1882.6	1757.6	1660.8	1601.9	1561.8	1542.9	1535.8	1538.2	1538.2
25°	2142.1	2038.3	1859.0	1712.7	1611.3	1550.0	1521.6	1507.5	1512.2	1521.6	1521.6
27.5°	2158.6	2035.9	1826.0	1665.6	1552.3	1495.7	1474.5	1476.8	1488.6	1505.1	1507.5
30°	2179.8	2035.9	1790.6	1606.6	1486.3	1432.0	1427.3	1446.2	1465.0	1481.5	1481.5
32.5°	2212.9	2050.1	1762.3	1547.6	1417.8	1375.4	1396.6	1422.6	1443.8	1460.3	1465.0
35°	2269.5	2080.8	1743.4	1488.6	1351.8	1321.1	1361.2	1403.7	1417.8	1429.6	1432.0
37.5°	2323.8	2109.1	1719.8	1432.0	1283.4	1271.6	1325.8	1370.7	1373.0	1380.1	1380.1
40°	2375.7	2130.3	1689.1	1370.7	1217.3	1217.3	1281.0	1318.8	1314.0	1307.0	1309.3
42.5°	2432.3	2142.1	1653.8	1314.0	1163.1	1163.1	1215.0	1248.0	1245.6	1255.1	1262.1
45°	2500.7	2165.7	1606.6	1262.1	1106.4	1097.0	1139.5	1167.8	1203.2	1245.6	1257.4
47.5°	2595.1	2198.7	1568.8	1205.5	1059.3	1026.2	1042.7	1101.7	1141.8	1177.2	1181.9
50°	2694.1	2245.9	1535.8	1146.5	1002.6	943.7	957.8	1023.9	1047.5	1061.6	1068.7
52.5°	2800.3	2283.6	1507.5	1097.0	943.7	858.7	877.6	941.3	957.8	969.6	972.0
55°	2892.3	2314.3	1472.1	1049.8	880.0	778.5	802.1	863.4	880.0	894.1	894.1
57.5°	2989.0	2342.6	1448.5	1009.7	811.5	712.5	729.0	790.3	813.9	818.6	825.7
60°	3069.2	2368.6	1427.3	972.0	747.8	653.5	665.3	719.5	747.8	750.2	754.9
62.5°	3125.9	2385.1	1415.5	924.8	684.2	594.5	603.9	658.2	691.2	698.3	700.7
65°	3161.2	2394.5	1394.3	863.4	629.9	545.0	545.0	599.2	632.2	648.8	653.5
67.5°	3144.7	2378.0	1337.6	792.7	580.3	495.4	493.1	547.3	575.6	585.1	587.4
70°	3017.3	2281.3	1222.0	705.4	528.4	450.6	445.9	495.4	521.4	500.1	502.5
72.5°	2757.8	2061.9	1064.0	618.1	474.2	408.1	403.4	445.9	448.2	448.2	445.9
75°	2323.8	1684.4	849.3	526.1	417.6	363.3	365.7	398.7	401.1	412.8	405.8
77.5°	1781.2	1248.0	662.9	419.9	353.9	323.2	335.0	346.8	363.3	379.8	363.3
80°	1295.2	861.1	460.0	313.8	273.7	273.7	278.4	290.2	313.8	330.3	313.8
82.5°	554.4	379.8	212.3	155.7	134.5	132.1	134.5	134.5	165.1	169.9	148.6
85°	42.5	35.4	26.0	26.0	21.2	11.8	11.8	9.4	7.1	7.1	7.1
87.5°	9.4	7.1	7.1	7.1	4.7	4.7	4.7	4.7	4.7	4.7	4.7
90°	0.0	0.0	0.0	0.0	0.0	0.0	0.0	0.0	0.0	0.0	0.0

Cooper Lighting Solutions Photometric Lab
1121 Highway 74 South
Peachtree City, GA 30269



LM-79-2019: Approved Method: Electrical and Photometric Measurements of Solid-State Lighting Products

Report Prepared for

Cooper Lighting Solutions

Streetworks

Report Number: SP1-2407-157-2

Test Date: 08/07/2024

Luminaire Tested: MEM2-HTN-SA-30-722-U-5WQ-2

Data in this report applies to families of products including MEM2-HTN-SA-30-722-U-5WQ-2

Test Information

Test Method: LM-79-2019
 Report Number: SP1-2407-157-2
 Test Lab: COOPER LIGHTING SOLUTIONS
 Photometer: SP1 - 76IN SPHERE
 Measurement Geometry: 4π
 Issue Date: 08/20/2024
 Manufacturer: COOPER LIGHTING SOLUTIONS
 Product Line: Streetworks
 Catalog Number: **MEM2-HTN-SA-30-722-U-5WQ-2**
 Description: Epic Modern Light Square 30W 5WQ Optic and Flare Trim

Spectral Parameters

CCT (K): 2253
 CIE u': 0.2868
 CIE v': 0.5332
 Duv: -0.0014
 CIE x: 0.4974
 CIE y: 0.4110
 CIE z: 0.0915
 Peak Wavelength (nm): 603
 Dominant Wavelength (nm): 587
 Purity: 72.69432
 Rf: 76.9
 Rg: 92.7

CRI (Ra):	70.6		
R1:	68.4	R9:	-36.0
R2:	88.7	R10:	78.2
R3:	85.4	R11:	61.0
R4:	63.5	R12:	74.2
R5:	69.0	R13:	72.8
R6:	88.9	R14:	92.2
R7:	68.5	R15:	58.0
R8:	32.0		



Test Conditions

Stabilization Time: 29M
 Operation Time: 1H 29M
 Sphere Temperature (°C): 24.1

REPORT NUMBER: SP1-2407-157-2

Measurement and Test Equipment			
Instrument	Identification Number	Calibration Date	Calibration Due Date
Photometer	IN0058	6/18/2024	12/18/2024
Power Meter	INXT2011004	2/8/2024	2/8/2025
AC Power Source	IN0063	10/24/2023	10/24/2024
DC Power Source	IN0208	10/24/2023	10/24/2024
Sphere Thermometer	IN0085	10/24/2023	10/24/2024
Room Thermometer	IN0046	10/24/2023	10/24/2024

REPORT NUMBER: SP1-2407-157-2

CIE 1931 Chromaticity Diagram



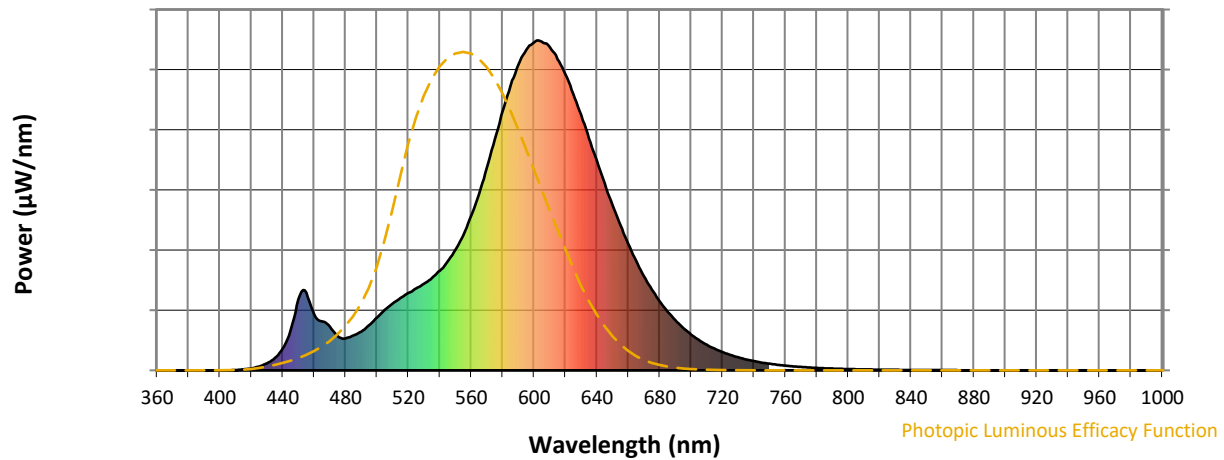
CIE 1931 Chromaticity Diagram with 2017 ANSI 7-Step and 4-Step Quadrangles



Point lies inside the ANSI 2200K 4-step quadrangle

REPORT NUMBER: SP1-2407-157-2

Photopic Flux vs. Wavelength

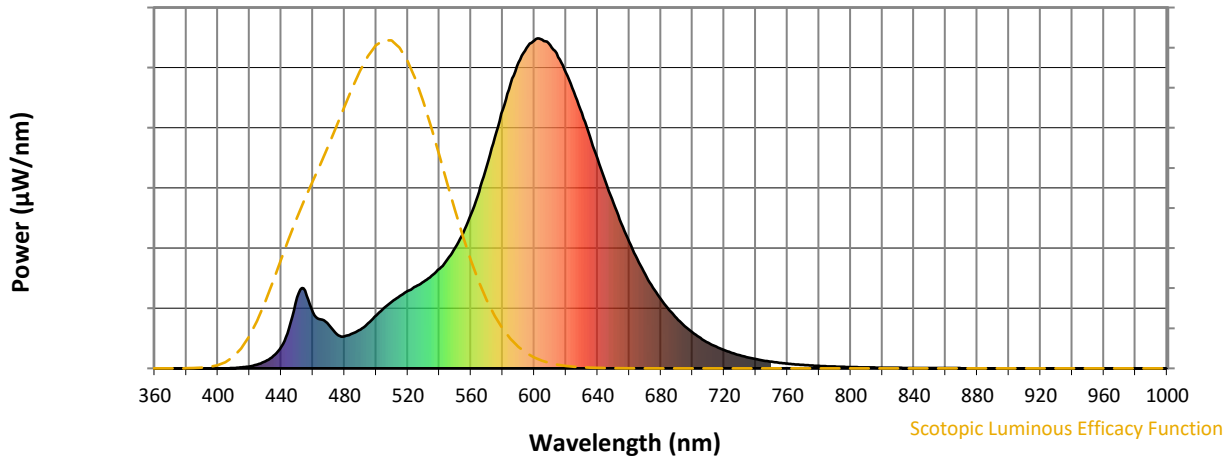


Photopic Lumens: NR

λ (nm)	Power W [^] /nm	Lumens (ϕ /nm)	λ (nm)	Power W [^] /nm	Lumens (ϕ /nm)	λ (nm)	Power W [^] /nm	Lumens (ϕ /nm)	λ (nm)	Power W [^] /nm	Lumens (ϕ /nm)	λ (nm)	Power W [^] /nm	Lumens (ϕ /nm)
360	0	NR	490	117	NR	620	896	NR	750	20	NR	880	0	NR
365	0	NR	495	137	NR	625	838	NR	755	17	NR	885	0	NR
370	0	NR	500	160	NR	630	774	NR	760	14	NR	890	0	NR
375	0	NR	505	183	NR	635	704	NR	765	12	NR	895	0	NR
380	0	NR	510	202	NR	640	635	NR	770	10	NR	900	0	NR
385	0	NR	515	219	NR	645	565	NR	775	9	NR	905	0	NR
390	0	NR	520	235	NR	650	501	NR	780	7	NR	910	0	NR
395	0	NR	525	249	NR	655	440	NR	785	6	NR	915	0	NR
400	0	NR	530	263	NR	660	383	NR	790	5	NR	920	0	NR
405	0	NR	535	281	NR	665	332	NR	795	5	NR	925	0	NR
410	1	NR	540	302	NR	670	286	NR	800	4	NR	930	0	NR
415	3	NR	545	331	NR	675	245	NR	805	3	NR	935	0	NR
420	6	NR	550	366	NR	680	210	NR	810	3	NR	940	0	NR
425	12	NR	555	411	NR	685	178	NR	815	3	NR	945	0	NR
430	21	NR	560	469	NR	690	152	NR	820	2	NR	950	0	NR
435	38	NR	565	536	NR	695	129	NR	825	2	NR	955	0	NR
440	66	NR	570	614	NR	700	109	NR	830	2	NR	960	0	NR
445	122	NR	575	701	NR	705	92	NR	835	1	NR	965	0	NR
450	215	NR	580	785	NR	710	77	NR	840	1	NR	970	0	NR
455	236	NR	585	863	NR	715	66	NR	845	1	NR	975	0	NR
460	170	NR	590	928	NR	720	55	NR	850	1	NR	980	0	NR
465	148	NR	595	971	NR	725	47	NR	855	1	NR	985	0	NR
470	132	NR	600	994	NR	730	40	NR	860	1	NR	990	0	NR
475	104	NR	605	996	NR	735	33	NR	865	1	NR	995	0	NR
480	97	NR	610	979	NR	740	28	NR	870	1	NR	1000	0	NR
485	105	NR	615	943	NR	745	24	NR	875	0	NR			

REPORT NUMBER: SP1-2407-157-2

Scotopic Flux vs. Wavelength



Scotopic Lumens: NR

S/P: 0.96

λ (nm)	Power W [^] /nm	Lumens (φ/nm)	λ (nm)	Power W [^] /nm	Lumens (φ/nm)	λ (nm)	Power W [^] /nm	Lumens (φ/nm)	λ (nm)	Power W [^] /nm	Lumens (φ/nm)	λ (nm)	Power W [^] /nm	Lumens (φ/nm)
360	0	NR	490	117	NR	620	896	NR	750	20	NR	880	0	NR
365	0	NR	495	137	NR	625	838	NR	755	17	NR	885	0	NR
370	0	NR	500	160	NR	630	774	NR	760	14	NR	890	0	NR
375	0	NR	505	183	NR	635	704	NR	765	12	NR	895	0	NR
380	0	NR	510	202	NR	640	635	NR	770	10	NR	900	0	NR
385	0	NR	515	219	NR	645	565	NR	775	9	NR	905	0	NR
390	0	NR	520	235	NR	650	501	NR	780	7	NR	910	0	NR
395	0	NR	525	249	NR	655	440	NR	785	6	NR	915	0	NR
400	0	NR	530	263	NR	660	383	NR	790	5	NR	920	0	NR
405	0	NR	535	281	NR	665	332	NR	795	5	NR	925	0	NR
410	1	NR	540	302	NR	670	286	NR	800	4	NR	930	0	NR
415	3	NR	545	331	NR	675	245	NR	805	3	NR	935	0	NR
420	6	NR	550	366	NR	680	210	NR	810	3	NR	940	0	NR
425	12	NR	555	411	NR	685	178	NR	815	3	NR	945	0	NR
430	21	NR	560	469	NR	690	152	NR	820	2	NR	950	0	NR
435	38	NR	565	536	NR	695	129	NR	825	2	NR	955	0	NR
440	66	NR	570	614	NR	700	109	NR	830	2	NR	960	0	NR
445	122	NR	575	701	NR	705	92	NR	835	1	NR	965	0	NR
450	215	NR	580	785	NR	710	77	NR	840	1	NR	970	0	NR
455	236	NR	585	863	NR	715	66	NR	845	1	NR	975	0	NR
460	170	NR	590	928	NR	720	55	NR	850	1	NR	980	0	NR
465	148	NR	595	971	NR	725	47	NR	855	1	NR	985	0	NR
470	132	NR	600	994	NR	730	40	NR	860	1	NR	990	0	NR
475	104	NR	605	996	NR	735	33	NR	865	1	NR	995	0	NR
480	97	NR	610	979	NR	740	28	NR	870	1	NR	1000	0	NR
485	105	NR	615	943	NR	745	24	NR	875	0	NR			

REPORT NUMBER: SP1-2407-157-2

Melanopic Flux vs. Wavelength



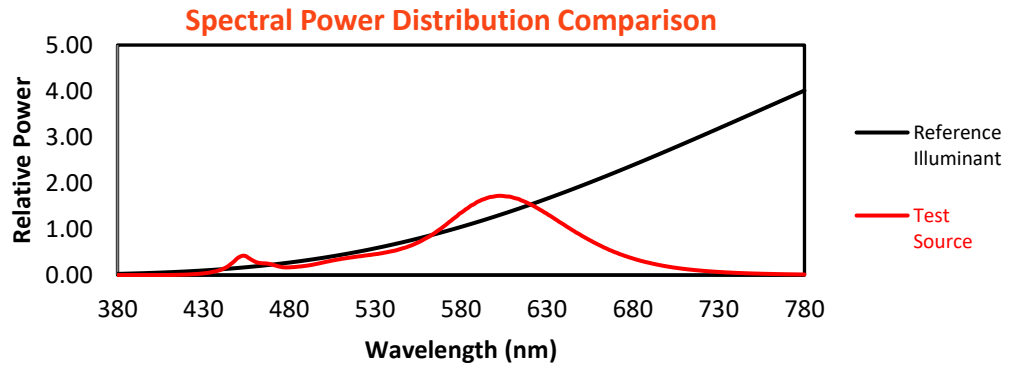
Melanopic Lumens: NR

M/P: 1.71

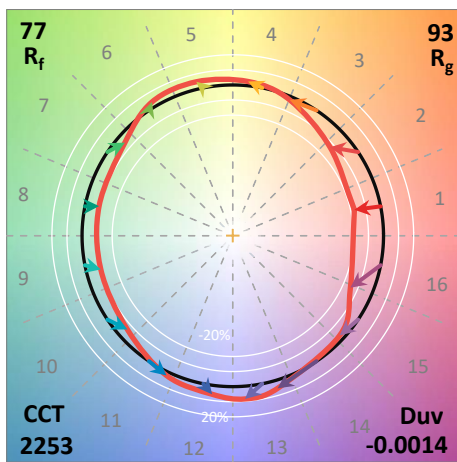
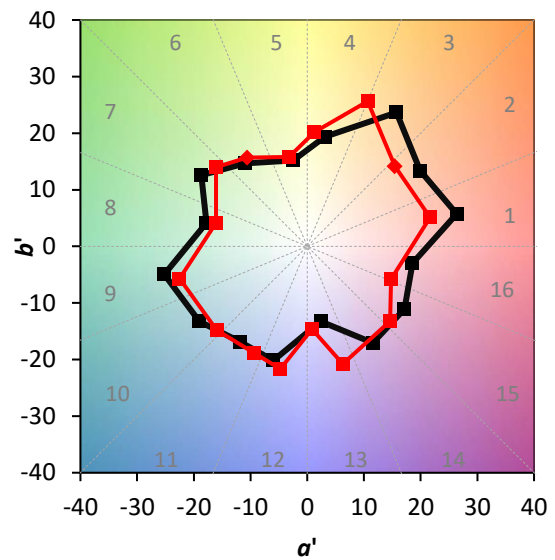
λ (nm)	Power W [^] /nm	Lumens (φ/nm)	λ (nm)	Power W [^] /nm	Lumens (φ/nm)	λ (nm)	Power W [^] /nm	Lumens (φ/nm)	λ (nm)	Power W [^] /nm	Lumens (φ/nm)	λ (nm)	Power W [^] /nm	Lumens (φ/nm)
360	0	NR	490	117	NR	620	896	NR	750	20	NR	880	0	NR
365	0	NR	495	137	NR	625	838	NR	755	17	NR	885	0	NR
370	0	NR	500	160	NR	630	774	NR	760	14	NR	890	0	NR
375	0	NR	505	183	NR	635	704	NR	765	12	NR	895	0	NR
380	0	NR	510	202	NR	640	635	NR	770	10	NR	900	0	NR
385	0	NR	515	219	NR	645	565	NR	775	9	NR	905	0	NR
390	0	NR	520	235	NR	650	501	NR	780	7	NR	910	0	NR
395	0	NR	525	249	NR	655	440	NR	785	6	NR	915	0	NR
400	0	NR	530	263	NR	660	383	NR	790	5	NR	920	0	NR
405	0	NR	535	281	NR	665	332	NR	795	5	NR	925	0	NR
410	1	NR	540	302	NR	670	286	NR	800	4	NR	930	0	NR
415	3	NR	545	331	NR	675	245	NR	805	3	NR	935	0	NR
420	6	NR	550	366	NR	680	210	NR	810	3	NR	940	0	NR
425	12	NR	555	411	NR	685	178	NR	815	3	NR	945	0	NR
430	21	NR	560	469	NR	690	152	NR	820	2	NR	950	0	NR
435	38	NR	565	536	NR	695	129	NR	825	2	NR	955	0	NR
440	66	NR	570	614	NR	700	109	NR	830	2	NR	960	0	NR
445	122	NR	575	701	NR	705	92	NR	835	1	NR	965	0	NR
450	215	NR	580	785	NR	710	77	NR	840	1	NR	970	0	NR
455	236	NR	585	863	NR	715	66	NR	845	1	NR	975	0	NR
460	170	NR	590	928	NR	720	55	NR	850	1	NR	980	0	NR
465	148	NR	595	971	NR	725	47	NR	855	1	NR	985	0	NR
470	132	NR	600	994	NR	730	40	NR	860	1	NR	990	0	NR
475	104	NR	605	996	NR	735	33	NR	865	1	NR	995	0	NR
480	97	NR	610	979	NR	740	28	NR	870	1	NR	1000	0	NR
485	105	NR	615	943	NR	745	24	NR	875	0	NR			

Summary

$R_f = 76.9$
 $R_g = 92.7$
 CIE $R_a = 70.6$
 $R_9 = -36.0$



Color Vector Graphics



Individual Sample Fidelity Index ($R_{f,i}$)

CES01 = 87	CES26 = 76	CES51 = 88	CES76 = 78
CES02 = 65	CES27 = 94	CES52 = 85	CES77 = 75
CES03 = 32	CES28 = 93	CES53 = 80	CES78 = 79
CES04 = 72	CES29 = 81	CES54 = 86	CES79 = 82
CES05 = 51	CES30 = 91	CES55 = 83	CES80 = 81
CES06 = 52	CES31 = 83	CES56 = 77	CES81 = 51
CES07 = 44	CES32 = 75	CES57 = 75	CES82 = 92
CES08 = 42	CES33 = 88	CES58 = 76	CES83 = 88
CES09 = 29	CES34 = 88	CES59 = 84	CES84 = 90
CES10 = 79	CES35 = 94	CES60 = 91	CES85 = 65
CES11 = 62	CES36 = 90	CES61 = 82	CES86 = 48
CES12 = 68	CES37 = 97	CES62 = 91	CES87 = 76
CES13 = 45	CES38 = 98	CES63 = 86	CES88 = 78
CES14 = 75	CES39 = 97	CES64 = 70	CES89 = 61
CES15 = 72	CES40 = 94	CES65 = 71	CES90 = 80
CES16 = 48	CES41 = 95	CES66 = 71	CES91 = 80
CES17 = 51	CES42 = 89	CES67 = 70	CES92 = 51
CES18 = 57	CES43 = 80	CES68 = 74	CES93 = 68
CES19 = 74	CES44 = 99	CES69 = 84	CES94 = 44
CES20 = 68	CES45 = 83	CES70 = 72	CES95 = 66
CES21 = 88	CES46 = 81	CES71 = 75	CES96 = 75
CES22 = 81	CES47 = 88	CES72 = 89	CES97 = 76
CES23 = 92	CES48 = 73	CES73 = 68	CES98 = 72
CES24 = 92	CES49 = 82	CES74 = 85	CES99 = 63
CES25 = 73	CES50 = 87	CES75 = 80	



Color Rendition by Hue-Angle Bin



Measure Comparisons



(END OF REPORT)